

17th October, 2017

General Manager- Listing Department National Stock Exchange of India Limited. Exchange Plaza, Bandra Kurla Complex, Bandra (E), Mumbai 400051. NSE SYMBOL: SPLIL	Manager- Listing Department BSE Limited Phirozee Jeejeebhoy Towers, Dalal Street, Fort, Mumbai - 400 001. SCRIP CODE: 532651
--	--

Subject: Shareholding Pattern for quarter/half year ended 30th September, 2017.

Pursuant to Regulation 31 of the SEBI (Listing Obligations and Disclosure Requirement) Regulations, 2015, please find enclosed shareholding pattern of SPL Industries Limited for the quarter/half year ended 30th September, 2017;

Kindly take it on record.

Thanking you,

Yours faithfully,

For, SPL Industries Limited

Ashish Yadav

Company Secretary & Compliance Officer



Format of Holding of Specified securities

1. Name of Listed Entity: SPL INDUSTRIES LIMITED
2. Scrip Code/Name of Scrip/Class of Security: 532651, SPLIL, EQUITY SHARES
3. Share Holding Pattern Filed under: Reg. 31(1)(a)/Reg. 31(1)(b)/Reg. 31(1)(c)
 - a. if under 31(1)(b) then indicate the report for quarter ending 30/09/2017
 - b. if under 31(1)(c) then indicate date of allotment/extinguishment
4. Declaration : The Listed entity is required to submit the following declaration to the extent of submission of information:

	Particulars	YES*	NO*
a	Whether the Listed Entity has issued any partly paid up shares		NO
b	Whether the Listed Entity has issued any Convertible Securities or Warrants?		NO
c	Whether the Listed Entity has any shares against which depository receipts are issued?		NO
d	Whether the Listed Entity has any shares in locked-in?		NO
e	Whether any shares held by promoters are pledge or otherwise encumbered?		NO

*if the Listed Entity selects the option 'NO' for the questions above, the columns for the partly paid up shares, Outstanding Convertible Securities/Warrants, depository receipts, locked-in shares, No of shares pledged or otherwise encumbered by promoters, as applicable, shall not be displayed at the time of dissemination on the Stock Exchange website. Also wherever there is 'No' declared by Listed entity in above table the values will be considered as 'Zero' by default on submission of the format of holding of specified securities.

- 5 The tabular format for disclosure of holding of specified securities is as follows:




Table I - Summary Statement holding of specified securities

Category	Category of Shareholder	No of Shareholders	No of fully paid up equity shares held	No of Partly paid-up equity shares held	No of Shares Underlying Depository Receipts	Total No of Shares Held (VII) = (IV)+(V)+(VI)	Shareholding as a % of total no of shares (As a % of (A+B+C2))	Number of Voting Rights held in each class of securities			No of Shares Underlying Outstanding convertible securities (Including Warrants)	Shareholding as a % assuming full conversion of convertible Securities (as a percentage of	Number of Locked in Shares		Number of Shares pledged or otherwise encumbered		Number of equity shares held in dematerialized form	
								No of Voting Rights		Total as a % of (A+B+C)			No.	As a % of total Shares held	No.	As a % of total Shares held		
								Class X	Class Y	Total								
(I)	(II)	(III)	(IV)	(V)	(VI)	(VII)	(VIII)	(IX)			(X)	(XI)	(XII)		(XIII)		(XIV)	
(A)	Promoter & Promoter Group	20	19500004	0	0	19500004	67.24	19500004	0	19500004	67.24	0	67.24	0	0.00	0	0.00	18630104
(B)	Public	7940	95000000	0	0	95000000	32.76	95000000	0	95000000	32.76	0	32.76	0	0.00	NA	NA	9499268
(C)	Non Promoter-Non Public																	
(C1)	Shares underlying DRs	0	0	0	0	0	NA	0	0	0	0.00	0	0	0	0.00	NA	NA	0
(C2)	Shares held by Employees Trusts	0	0	0	0	0	0.00	0	0	0	0.00	0	0	0	0.00	NA	NA	0
	Total:	7960	29000004	0	0	29000004	100.00	29000004	0	29000004	100.00	0	100.00	0	0.00	0	0.00	28129372




Table II - Statement showing shareholding pattern of the Promoter and Promoter Group

Category	Category & Name of the Shareholder	PAN	No of Shareholders	No of fully paid up equity shares held	No of Partly paid-up equity shares held	No of Shares Underlying Depository Receipts	Total No of Shares Held (IV+V+VI)	Shareholding as a % of total no of shares (calculated as per SCRR, 1957 (VIII) As a % of (A+B+C2)	Number of Voting Rights held in each class of securities			No of Shares Underlying Outstanding convertible securities (Including Warrants)	Shareholding as a % assuming full conversion of convertible Securities (as a percentage of diluted share capital) (VII)+(X) As a % of (A+B+C2)	Number of Locked in Shares		Number of Shares pledged or otherwise encumbered		Number of equity shares held in dematerialized form
									No of Voting Rights			Total as a % of (A+B+C)		No.	As a % of total Shares held	No.	As a % of total Shares held	
									Class X	Class Y	Total (IX)							
	(I)	(II)	(III)	(IV)	(V)	(VI)	(VII)	(VIII)				(X)	(XI)	(XII)		(XIII)		(XIV)
(1)	Indian																	
(a)	Individuals/Hindu undivided Family		19	18995804	0	0	18995804	65.50	18995804	0	18995804	65.50	65.50	0	0.00	0	0.00	18630104
	ELKAY OVERSEAS INDIA	AAAFE2120P	1	365700	0	0	365700	1.26	365700	0	365700	1.26	1.26	0	0.00	0	0.00	0
	SUNIL KUMAR JINDAL	AAEH55987G	1	191700	0	0	191700	0.66	191700	0	191700	0.66	0.66	0	0.00	0	0.00	191700
	SHASHI AGGARWAL	AAEPA1312R	1	1410800	0	0	1410800	4.86	1410800	0	1410800	4.86	4.86	0	0.00	0	0.00	1410800
	KIRAN AGGARWAL	AAEPA1313Q	1	812721	0	0	812721	2.80	812721	0	812721	2.80	2.80	0	0.00	0	0.00	812721
	SUNIL KUMAR JINDAL	AAFPJ4632G	1	321000	0	0	321000	1.11	321000	0	321000	1.11	1.11	0	0.00	0	0.00	321000
	VIJAY KUMAR JINDAL	AAFPJ4633H	1	400900	0	0	400900	1.38	400900	0	400900	1.38	1.38	0	0.00	0	0.00	400900
	HARENDRA AGGARWAL	AAGPA1441D	2	5732802	0	0	5732802	19.77	5732802	0	5732802	19.77	19.77	0	0.00	0	0.00	5732802
	PUNITA JINDAL	AAHPJ3459P	1	575100	0	0	575100	1.98	575100	0	575100	1.98	1.98	0	0.00	0	0.00	575100
	SUNITA JINDAL	AAHPJ3460G	1	404560	0	0	404560	1.40	404560	0	404560	1.40	1.40	0	0.00	0	0.00	404560
	NISHANT AGGARWAL	ACFPA3236M	1	1699260	0	0	1699260	5.86	1699260	0	1699260	5.86	5.86	0	0.00	0	0.00	1699260
	MUKESH KUMAR AGGARWAL	AGEPA2246G	2	5772847	0	0	5772847	19.91	5772847	0	5772847	19.91	19.91	0	0.00	0	0.00	5772847
	AVINISH JINDAL	AGUPJ5278K	1	133500	0	0	133500	0.46	133500	0	133500	0.46	0.46	0	0.00	0	0.00	133500
	NAINA JINDAL	AITPJ5097R	1	100	0	0	100	0.00	100	0	100	0.00	0.00	0	0.00	0	0.00	100
	NILESH JINDAL	ALMPJ6347C	1	113720	0	0	113720	0.39	113720	0	113720	0.39	0.39	0	0.00	0	0.00	113720
	KUSHAL AGGARWAL	ALYP40110E	2	577453	0	0	577453	1.99	577453	0	577453	1.99	1.99	0	0.00	0	0.00	577453
	VIPUL AGGARWAL	APBPA4865K	1	483641	0	0	483641	1.67	483641	0	483641	1.67	1.67	0	0.00	0	0.00	483641
(b)	Central Government/State Government(s)		0	0	0	0	0	0.00	0	0	0	0.00	0.00	0	0.00	0	0.00	0
(c)	Financial Institutions/Banks		0	0	0	0	0	0.00	0	0	0	0.00	0.00	0	0.00	0	0.00	0
(d)	Any Other		1	504200	0	0	504200	1.74	504200	0	504200	1.74	1.74	0	0.00	0	0.00	0
	ELKAY OVERSEAS INDIA	AAAFE2120P	1	504200	0	0	504200	1.74	504200	0	504200	1.74	1.74	0	0.00	0	0.00	0
	Sub-Total (A)(1)		20	19500004	0	0	19500004	67.24	19500004	0	19500004	67.24	67.24	0	0.00	0	0.00	18630104
(2)	Foreign																	
(a)	Individuals (Non-Resident Individuals/Foreign Individuals)		0	0	0	0	0	0.00	0	0	0	0.00	0.00	0	0.00	0	0.00	0
(b)	Government		0	0	0	0	0	0.00	0	0	0	0.00	0.00	0	0.00	0	0.00	0
(c)	Institutions		0	0	0	0	0	0.00	0	0	0	0.00	0.00	0	0.00	0	0.00	0
(d)	Foreign Portfolio Investor		0	0	0	0	0	0.00	0	0	0	0.00	0.00	0	0.00	0	0.00	0
(e)	Any Other		0	0	0	0	0	0.00	0	0	0	0.00	0.00	0	0.00	0	0.00	0
	Sub-Total (A)(2)		0	0	0	0	0	0.00	0	0	0	0.00	0.00	0	0.00	0	0.00	0
	Total Shareholding of Promoter and Promoter Group (A)=(A)(1)-(A)(2)		20	19500004	0	0	19500004	67.24	19500004	0	19500004	67.24	67.24	0	0.00	0	0.00	18630104




Table III - Statement showing shareholding pattern of the Public shareholder

Category	Category & Name of the Shareholder	PAN	No of Shareholders	No of fully paid up equity shares held	No of Partly paid up equity shares held	No of Shares Underlying Depository Receipts	Total No of Shares Held (IV+V+VI)	Shareholding as a % of total no of shares (A+B+C2)	Number of Voting Rights held in each class of securities			No of Shares Underlying Outstanding convertible securities (Including Warrants)	Shareholding as a % assuming full conversion of convertible Securities (as a percentage of diluted share capital)	Number of Locked in Shares		Number of Shares pledged or otherwise encumbered		Number of equity shares held in dematerialized form	
									No of Voting Rights			Total as a % of (A+B+C)		No.	As a % of total Shares held	No.	As a % of total Shares held		
	(I)	(II)	(III)	(IV)	(V)	(VI)	(VII)	(VIII)	Class X	Class Y	Total		(X)	(XI)	(XII)	(XIII)	(XIV)		
(1)	Institutions																		
(a)	Mutual Funds		0	0	0	0	0	0.00	0	0	0	0.00	0	0.00	0	0.00	NA	NA	0
(b)	Venture Capital Funds		0	0	0	0	0	0.00	0	0	0	0.00	0	0.00	0	0.00	NA	NA	0
(c)	Alternate Investment Funds		0	0	0	0	0	0.00	0	0	0	0.00	0	0.00	0	0.00	NA	NA	0
(d)	Foreign Venture Capital Investors		0	0	0	0	0	0.00	0	0	0	0.00	0	0.00	0	0.00	NA	NA	0
(e)	Foreign Portfolio Investors		0	0	0	0	0	0.00	0	0	0	0.00	0	0.00	0	0.00	NA	NA	0
(f)	Financial Institutions/Banks		0	0	0	0	0	0.00	0	0	0	0.00	0	0.00	0	0.00	NA	NA	0
(g)	Insurance Companies		0	0	0	0	0	0.00	0	0	0	0.00	0	0.00	0	0.00	NA	NA	0
(h)	Provident Funds/Pension Funds		0	0	0	0	0	0.00	0	0	0	0.00	0	0.00	0	0.00	NA	NA	0
(i)	Any Other																		
	Sub Total (B)(1)		0	0	0	0	0	0.00	0	0	0	0.00	0	0.00	0	0.00	NA	NA	0
(2)	Central Government/State Government(s)/President of India		0	0	0	0	0	0.00	0	0	0	0.00	0	0.00	0	0.00	NA	NA	0
	Sub Total (B)(2)		0	0	0	0	0	0.00	0	0	0	0.00	0	0.00	0	0.00	NA	NA	0
(3)	Non-Institutions																		
(a)	i.Individual shareholders holding nominal share capital up to Rs 2 lakhs		7655	3890270	0	0	3890270	13.41	3890270	0	3890270	13.41	0	13.41	0	0.00	NA	NA	3889538
	ii.Individual shareholders holding nominal share capital in excess of Rs. 2 lakhs		42	4554775	0	0	4554775	15.71	4554775	0	4554775	15.71	0	15.71	0	0.00	NA	NA	4554775
	VINOD MITTAL	AAAHV1246H	1	381511	0	0	381511	1.32	381511	0	381511	1.32	0	1.32	0	0.00	NA	NA	381511
	VINOD MITTAL	AADPM6103F	1	308009	0	0	308009	1.06	308009	0	308009	1.06	0	1.06	0	0.00	NA	NA	308009
	VIJAY KUMAR GUPTA	AAPPG8439E	1	308000	0	0	308000	1.06	308000	0	308000	1.06	0	1.06	0	0.00	NA	NA	308000
	SOMESH MITTAL	AAZHS8290P	1	292225	0	0	292225	1.01	292225	0	292225	1.01	0	1.01	0	0.00	NA	NA	292225
	SHYAM SUNDER BANSAL	ACTP88521E	1	484256	0	0	484256	1.67	484256	0	484256	1.67	0	1.67	0	0.00	NA	NA	484256
(b)	NBFCs Registered with RBI		1	600	0	0	600	0.00	600	0	600	0.00	0	0.00	0	0.00	NA	NA	600
(c)	Employee Trusts		0	0	0	0	0	0.00	0	0	0	0.00	0	0.00	0	0.00	NA	NA	0
(d)	Overseas Depositories (Holding DRs)(Balancing figure)		0	0	0	0	0	0.00	0	0	0	0.00	0	0.00	0	0.00	NA	NA	0
(e)	Any Other																		
	NON RESIDENT INDIANS		44	29243	0	0	29243	0.10	29243	0	29243	0.10	0	0.10	0	0.00	NA	NA	29243
	CLEARING MEMBERS		13	4095	0	0	4095	0.01	4095	0	4095	0.01	0	0.01	0	0.00	NA	NA	4095
	NON RESIDENT INDIAN NON REPATRIABLE		23	17528	0	0	17528	0.06	17528	0	17528	0.06	0	0.06	0	0.00	NA	NA	17528
	BODIES CORPORATES		162	1003489	0	0	1003489	3.46	1003489	0	1003489	3.46	0	3.46	0	0.00	NA	NA	1003489
	Sub Total (B)(3)		7940	9500000	0	0	9500000	32.76	9500000	0	9500000	32.76	0	32.76	0	0.00			9499268
	Total Public Shareholding (B) = (B)(1)+(B)(2)+(B)(3)		7940	9500000	0	0	9500000	32.76	9500000	0	9500000	32.76	0	32.76	0	0.00			9499268






Table IV - Statement showing shareholding pattern of the Non Promoter - Non Public Shareholder

Category	Category & Name of the Shareholder	PAN	No of Shareholders	No of fully paid up equity shares held	No of Partly paid-up equity shares held	No of Shares Underlying Depository Receipts	Total No of Shares Held (IV+V+VI)	Shareholding as a % of total no of shares (A+B+C2)	Number of Voting Rights held in each class of securities			No of Shares Underlying Outstanding convertible securities (including Warrants)	Shareholding as a % assuming full conversion of convertible Securities (as a percentage of diluted share capital)	Number of Locked in Shares		Number of Shares pledged or otherwise encumbered		Number of equity shares held in dematerialized form
									No of Voting Rights		Total as a % of (A+B+C)			No.	As a % of total Shares	No.	As a % of total Shares held	
									Class X	Class Y	Total							
(1)	Custodian/DR Holder		(II)	(III)	(IV)	(V)	(VI)	(VII)	(IX)	(X)	(XI)	(XII)	(XIII)	(XIV)	(XV)	(XVI)	(XVII)	(XVIII)
(1)	Custodian/DR Holder		0	0	0	0	0	0.00	0	0	0	0	0.00	0	0.00	NA	NA	0
(2)	Employee Benefit Trust (under SEBI Share based Employee Benefit) Reg		0	0	0	0	0	0.00	0	0	0	0	0.00	0	0.00	NA	NA	0
	Total Non-Promoter-Non Public Shareholding (C) = (CII)+(CIII)+(CIV)		0	0	0	0	0	0.00	0	0	0	0	0.00	0	0.00			0



Details of the shareholders acting as persons in Concert including their Shareholding:			
Name of Shareholder	Name of PAC	No of shares	Holding%
Total:		0	0



Details of Shares which remain unclaimed may be given hear along with details such as number of shareholders,	
No of Shareholders	No of shares

