

# Format of Holding of Specified securities

1. **Name of Listed Entity:**SPL INDUSTRIES LIMITED
2. Scrip Code/Name of Scrip/Class of Security:532651,SPLIL,EQUITY SHARES
3. Share Holding Pattern Filed under: Reg. 31(1)(a)/Reg.31(1)(b)/Reg.31(1)(c)
  - a. if under 31(1)(b) then indicate the report for quarter ending 30/06/2018
  - b. if under 31(1)(c) then indicate date of allotment/extinguishment

4. Declaration : The Listed entity is required to submit the following declaration to the extent of submission of information:

	Particulars	YES*	NO*
a	Whether the Listed Entity has issued any partly paid up shares		NO
b	Whether the Listed Entity has issued any Convertible Securities or Warrants?		NO
c	Whether the Listed Entity has any shares against which depository receipts are issued?		NO
d	Whether the Listed Entity has any shares in locked-in?		NO
e	Whether any shares held by promoters are pledge or otherwise encumbered?		NO

\*if the Listed Entity selectes the option 'NO' for the questions above, the columns for the partly paid up shares, Outstanding Convertible Securities/Warrants, depository receipts, locked-in shares, No of shares pledged or otherwise encumbered by promoters, as applicable, shall not be displayed at the time of dissemination on the Stock Exchange website. Also wherever there is 'No' declared by Listed entity in above table the values will be considered as 'Zero' by default on submission of the format of holding of specified securities.

- 5 The tabular format for disclosure of holding of specified securities is as follows:






Table I - Summary Statement holding of specified securities

Category	Category of Shareholder	No of Shareholders	No of fully paid up equity shares held	No of Partly paid-up equity shares held	No of Shares Underlying Depository Receipts	Total No of Shares Held (VII) = (IV)+(V)+(VI)	Shareholding as a % of total no of shares (As a % of [A+B+C2])	Number of Voting Rights held in each class of securities			No of Shares Underlying Outstanding convertible securities (Including Warrants)	Shareholding as a % assuming full conversion of convertible Securities (as a percentage of diluted share capital)	Number of Locked in Shares		Number of Shares pledged or otherwise encumbered		Number of equity shares held in dematerialized form	
								No of Voting Rights			Total as a % of (A+B+C)		No.	As a % of total Shares held	No.	As a % of total Shares held		
								Class X	Class Y	Total								
(I)	(II)	(III)	(IV)	(V)	(VI)	(VII)	(VIII)	(IX)			(X)	(XI)	(XII)		(XIII)		(XIV)	
(A)	Promoter & Promoter Group	17	19869941	0	0	19869941	68.52	19869941	0	19869941	68.52	0	68.52	0	0.00	0	0.00	19000041
(B)	Public	7199	9130063	0	0	9130063	31.48	9130063	0	9130063	31.48	0	31.48	0	0.00	NA	NA	9129331
(C)	Non Promoter-Non Public																	
(C1)	Shares underlying DRs	0	0	0	0	0	0 NA	0	0	0	0.00	0	NA	0	0.00	NA	NA	0
(C2)	Shares held by Employes Trusts	0	0	0	0	0	0 0.00	0	0	0	0.00	0	0.00	0	0.00	NA	NA	0
	Total:	7216	29000004	0	0	29000004	100.00	29000004	0	29000004	100.00	0	100.00	0	0.00	0	0.00	28129372






Table II - Statement showing shareholding pattern of the Promoter and Promoter Group

Category	Category & Name of the Shareholder	PAN	No of Shareholders	No of fully paid up equity shares held	No of Partly paid-up equity shares held	No of Shares Underlying Depository Receipts	Total No of Shares Held (IV+V+VI)	Shareholding as a % of total no of shares (calculated as per SCRR, 1957 (VIII) As a % of (A+B+C2)	Number of Voting Rights held in each class of securities			No of Shares Underlying Outstanding convertible securities (Including Warrants)	Shareholding as a % assuming full conversion of convertible Securities (as a percentage of diluted share capital) (VII)+(X) As a % of (A+B+C2)	Number of Locked in Shares		Number of Shares pledged or otherwise encumbered		Number of equity shares held in dematerialized form	
									No of Voting Rights		Total as a % of (A+B+C)			No.	As a % of total Shares held	No.	As a % of total Shares held		
	(I)	(II)	(III)	(IV)	(V)	(VI)	(VII)	(VIII)	Class X	Class Y	Total (IX)	(X)	(XI)	(XII)	(XIII)	(XIV)			
(1)	Indian																		
(a)	Individuals/Hindu undivided Family		16	19365741	0	0	19365741	66.78	19365741	0	19365741	66.78	0	66.78	0	0.00	0	0.00	19000041
	ELKAY OVERSEAS INDIA	AAAFE2120P	1	365700	0	0	365700	1.26	365700	0	365700	1.26	0	1.26	0	0.00	0	0.00	0
	SUNIL KUMAR JINDAL	AAEH56987G	1	191700	0	0	191700	0.66	191700	0	191700	0.66	0	0.66	0	0.00	0	0.00	191700
	SHASHI AGARWAL	AAEPA1312R	1	1475719	0	0	1475719	5.09	1475719	0	1475719	5.09	0	5.09	0	0.00	0	0.00	1475719
	KIRAN AGGARWAL	AAEPA1313Q	1	887458	0	0	887458	3.06	887458	0	887458	3.06	0	3.06	0	0.00	0	0.00	887458
	SUNIL KUMAR JINDAL	AAFPJ4632G	1	321000	0	0	321000	1.11	321000	0	321000	1.11	0	1.11	0	0.00	0	0.00	321000
	VIJAY KUMAR JINDAL	AAFPJ4633H	1	400900	0	0	400900	1.38	400900	0	400900	1.38	0	1.38	0	0.00	0	0.00	400900
	NARENDER KUMAR AGARWAL	AAGPA1441D	1	5743942	0	0	5743942	19.81	5743942	0	5743942	19.81	0	19.81	0	0.00	0	0.00	5743942
	PUNITA JINDAL	AAHPJ3459P	1	575100	0	0	575100	1.98	575100	0	575100	1.98	0	1.98	0	0.00	0	0.00	575100
	SUNITA JINDAL	AAHPJ3460G	1	404560	0	0	404560	1.40	404560	0	404560	1.40	0	1.40	0	0.00	0	0.00	404560
	NISHANT AGGARWAL	ACFPA3236M	1	1768477	0	0	1768477	6.10	1768477	0	1768477	6.10	0	6.10	0	0.00	0	0.00	1768477
	MUKESH KUMAR AGGARWAL	AGEPA2246G	1	5802821	0	0	5802821	20.01	5802821	0	5802821	20.01	0	20.01	0	0.00	0	0.00	5802821
	AVNISH JINDAL	AGUPJ5278K	1	133500	0	0	133500	0.46	133500	0	133500	0.46	0	0.46	0	0.00	0	0.00	133500
	NAINA JINDAL	AITPJ5097R	1	100	0	0	100	0.00	100	0	100	0.00	0	0.00	0	0.00	0	0.00	100
	NILESH JINDAL	ALMPJ6347C	1	113720	0	0	113720	0.39	113720	0	113720	0.39	0	0.39	0	0.00	0	0.00	113720
	KUSHAL AGGARWAL	ALYPA0110E	1	609683	0	0	609683	2.10	609683	0	609683	2.10	0	2.10	0	0.00	0	0.00	609683
	VIPUL AGGARWAL	APBPA4865K	1	571361	0	0	571361	1.97	571361	0	571361	1.97	0	1.97	0	0.00	0	0.00	571361
(b)	Central Government/State Government(s)		0	0	0	0	0	0.00	0	0	0	0.00	0	0.00	0	0.00	0	0.00	0
(c)	Financial Institutions/Banks		0	0	0	0	0	0.00	0	0	0	0.00	0	0.00	0	0.00	0	0.00	0
(d)	Any Other		1	504200	0	0	504200	1.74	504200	0	504200	1.74	0	1.74	0	0.00	0	0.00	0
	ELKAY OVERSEAS INDIA	AAAFE2120P	1	504200	0	0	504200	1.74	504200	0	504200	1.74	0	1.74	0	0.00	0	0.00	0
	Sub-Total (A)(1)		17	19869941	0	0	19869941	68.52	19869941	0	19869941	68.52	0	68.52	0	0.00	0	0.00	19000041
(2)	Foreign																		
(a)	Individuals (Non-Resident Individuals/Foreign Individuals)		0	0	0	0	0	0.00	0	0	0	0.00	0	0.00	0	0.00	0	0.00	0
(b)	Government		0	0	0	0	0	0.00	0	0	0	0.00	0	0.00	0	0.00	0	0.00	0
(c)	Institutions		0	0	0	0	0	0.00	0	0	0	0.00	0	0.00	0	0.00	0	0.00	0
(d)	Foreign Portfolio Investor		0	0	0	0	0	0.00	0	0	0	0.00	0	0.00	0	0.00	0	0.00	0
(e)	Any Other		0	0	0	0	0	0.00	0	0	0	0.00	0	0.00	0	0.00	0	0.00	0
	Sub-Total (A)(2)		0	0	0	0	0	0.00	0	0	0	0.00	0	0.00	0	0.00	0	0.00	0
	Total Shareholding of Promoter and Promoter Group (A)=(A)(1)+(A)(2)		17	19869941	0	0	19869941	68.52	19869941	0	19869941	68.52	0	68.52	0	0.00	0	0.00	19000041






Table III - Statement showing shareholding pattern of the Public shareholder

Category	Category & Name of the Shareholder	PAN	No of Shareholders	No of fully paid up equity shares held	No of Partly paid-up equity shares held	No of Shares Underlying Depository Receipts	Total No of Shares Held (IV+V+VI)	Shareholding as a % of total no of shares (A+B+C2)	Number of Voting Rights held in each class of securities			No of Shares Underlying Outstanding convertible securities (Including Warrants)	Shareholding as a % assuming full conversion of convertible Securities (as a percentage of diluted share capital)	Number of Locked in Shares		Number of Shares pledged or otherwise encumbered		Number of equity shares held in dematerialized form	
									No of Voting Rights		Total as a % of (A+B+C)			No.	As a % of total Shares held	No.	As a % of total Shares held		
									Class X	Class Y	Total								
	(I)	(II)	(III)	(IV)	(V)	(VI)	(VII)	(VIII)	(IX)			(X)	(XI)	(XII)		(XIII)		(XIV)	
(1)	Institutions																		
(a)	Mutual Funds		0	0	0	0	0	0.00	0	0	0	0.00	0	0.00	0	0.00	NA	NA	0
(b)	Venture Capital Funds		0	0	0	0	0	0.00	0	0	0	0.00	0	0.00	0	0.00	NA	NA	0
(c)	Alternate Investment Funds		0	0	0	0	0	0.00	0	0	0	0.00	0	0.00	0	0.00	NA	NA	0
(d)	Foreign Venture Capital Investors		0	0	0	0	0	0.00	0	0	0	0.00	0	0.00	0	0.00	NA	NA	0
(e)	Foreign Portfolio Investors		0	0	0	0	0	0.00	0	0	0	0.00	0	0.00	0	0.00	NA	NA	0
(f)	Financial Institutions/Banks		1	4000	0	0	4000	0.01	4000	0	4000	0.01	0	0.01	0	0.00	NA	NA	4000
(g)	Insurance Companies		0	0	0	0	0	0.00	0	0	0	0.00	0	0.00	0	0.00	NA	NA	0
(h)	Provident Funds/Pension Funds		0	0	0	0	0	0.00	0	0	0	0.00	0	0.00	0	0.00	NA	NA	0
(i)	Any Other																		
	Sub Total (B)(1)		1	4000	0	0	4000	0.01	4000	0	4000	0.01	0	0.01	0	0.00	NA	NA	4000
(2)	Central Government/State Government(s)/President of India		0	0	0	0	0	0.00	0	0	0	0.00	0	0.00	0	0.00	NA	NA	0
	Sub Total (B)(2)		0	0	0	0	0	0.00	0	0	0	0.00	0	0.00	0	0.00	NA	NA	0
(3)	Non-Institutions																		
(a)	i.Individual shareholders holding nominal share capital up to Rs.2 lakhs		6961	3477354	0	0	3477354	11.99	3477354	0	3477354	11.99	0	11.99	0	0.00	NA	NA	3476622
	ii.Individual shareholders holding nominal share capital in excess of Rs. 2 lakhs		46	4835925	0	0	4835925	16.68	4835925	0	4835925	16.68	0	16.68	0	0.00	NA	NA	4835925
	VINOD MITTAL	AAAHV1246H	1	381511	0	0	381511	1.32	381511	0	381511	1.32	0	1.32	0	0.00	NA	NA	381511
	VINOD MITTAL	AADPM6103F	1	308009	0	0	308009	1.06	308009	0	308009	1.06	0	1.06	0	0.00	NA	NA	308009
	VUJAY KUMAR GUPTA	AAPPG8439E	1	308000	0	0	308000	1.06	308000	0	308000	1.06	0	1.06	0	0.00	NA	NA	308000
	SOMESH MITTAL	AAZHS8290P	1	292225	0	0	292225	1.01	292225	0	292225	1.01	0	1.01	0	0.00	NA	NA	292225
	SHYAM SUNDER BANSAL	ACTPB8521E	1	486773	0	0	486773	1.68	486773	0	486773	1.68	0	1.68	0	0.00	NA	NA	486773
(b)	NBFCs Registered with RBI		1	300	0	0	300	0.00	300	0	300	0.00	0	0.00	0	0.00	NA	NA	300
(c)	Employee Trusts			0	0	0	0	0.00	0	0	0	0.00	0	0.00	0	0.00	NA	NA	0
(d)	Overseas Depositories (Holding DRs)(Balancing figure)		0	0	0	0	0	0.00	0	0	0	0.00	0	0.00	0	0.00	NA	NA	0
(e)	Any Other																		
	NON RESIDENT INDIANS		39	23203	0	0	23203	0.08	23203	0	23203	0.08	0	0.08	0	0.00	NA	NA	23203
	CLEARING MEMBERS		11	8167	0	0	8167	0.03	8167	0	8167	0.03	0	0.03	0	0.00	NA	NA	8167
	NON RESIDENT INDIAN NON REPATRIABLE		30	18243	0	0	18243	0.06	18243	0	18243	0.06	0	0.06	0	0.00	NA	NA	18243
	BODIES CORPORATES		110	762871	0	0	762871	2.63	762871	0	762871	2.63	0	2.63	0	0.00	NA	NA	762871
	Sub Total (B)(3)		7198	9126063	0	0	9126063	31.47	9126063	0	9126063	31.47	0	31.47	0	0.00			9125331
	Total Public Shareholding (B) = (B)(1)+(B)(2)+(B)(3)		7199	9130063	0	0	9130063	31.48	9130063	0	9130063	31.48	0	31.48	0	0.00			9129331








Table IV - Statement showing shareholding pattern of the Non Promoter - Non Public Shareholder

Category	Category & Name of the Shareholder	PAN	No of Shareholders	No of fully paid up equity shares held	No of Partly paid-up equity shares held	No of Shares Underlying Depository Receipts	Total No of Shares Held (IV+V+VI)	Shareholding as a % of total no of shares (A+B+C2)	Number of Voting Rights held in each class of securities			No of Shares Underlying Outstanding convertible securities (Including Warrants)	Shareholding as a % assuming full conversion of convertible Securities (as a percentage of diluted share capital)	Number of Locked in Shares		Number of Shares pledged or otherwise encumbered		Number of equity shares held in dematerialized form
									No of Voting Rights		Total as a % of (A+B+C)			No.	As a % of total Shares held	No.	As a % of total Shares held	
	(I)	(II)	(III)	(IV)	(V)	(VI)	(VII)	(VIII)	Class X	Class Y	Total (IX)	(X)	(XI)	(XII)		(XIII)		(XIV)
(1)	Custodian/DR Holder		0	0	0	0	0	0.00	0	0	0	0.00	0	0.00	0	0.00	NA	0
(2)	Employee Benefit Trust (under SEBI(Share based Employee Benefit) Reg		0	0	0	0	0	0.00	0	0	0	0.00	0	0.00	0	0.00	NA	0
	<b>Total Non-Promoter-Non Public Shareholding (C) = (C)(1)+(C)(2)</b>		<b>0</b>	<b>0</b>	<b>0</b>	<b>0</b>	<b>0</b>	<b>0.00</b>	<b>0</b>	<b>0</b>	<b>0</b>	<b>0.00</b>	<b>0</b>	<b>0.00</b>	<b>0</b>	<b>0.00</b>		<b>0</b>



Details of the shareholders acting as persons in Concert including their Shareholding:			
Name of Shareholder	Name of PAC	No of shares	Holding%
Total:		0	0





Details of Shares which remain unclaimed may be given hear along with details such as number of shareholders,	
No of Shareholders	No of shares

